

① Master cylinder







	Inspection area	Defect	Probe
	Central bore holes bore holes	Chip residues Burrs Porosities	 ø 2.7 - 4.0 mm direction of view: 0° / 70°


② Brake line

	Inspection area	Defect	Probe
	Brake line connectors	Welding failure	 ø 1.0 mm, ø 1.6 mm, ø 2.0 mm direction of view: 0°

③ Caliper

	Inspection area	Defect	Probe
	Brake fluid entry	Casting/sand/chip residues	 ø 1.6 mm direction of view: 0°

④ Brake disk			
	Inspection area	Defect	Probe
	Ventilation slots	<div style="border: 1px solid black; padding: 5px;"> Sand residues Cracks Casting defects </div>	 ø 1.0 mm, ø 1.8 mm, ø 2.0 mm direction of view: 0°
⑤ Brake fluid reservoir			
	Inspection area	Defect	Probe
	Reservoir	<div style="border: 1px solid black; padding: 5px;"> Plastic / chip residues Impurities </div>	 ø 4.0 mm direction of view: 0°
⑥ Compensator			
	Inspection area	Defect	Probe
	Central bore hole Bore holes	<div style="border: 1px solid black; padding: 5px;"> Chip residues Burrs Porosities </div>	 ø 2.0 mm, ø 2.7 mm direction of view: 0° / 70°

 FlexiScope 2 and 3 probes for visual inspections.
 Fitting product: inspection system FlexiVision 100 with FlexiScope 3 camera handpiece.