

# Nephroscope and Mini-Nephroscopes



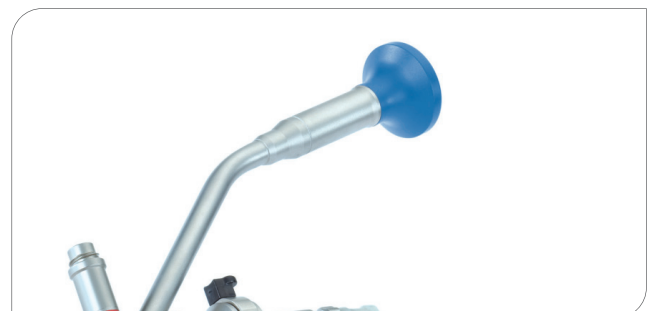
Nephroscopy is a percutaneous intervention; the main indication is the removal of kidney stones. Especially stones that are stuck in the renal pelvis or which are too big to be removed via the natural orifice ureter and urethra can be treated.

- Outstanding performance (contrast enhanced image bundle, best view, direction of view ideally aligned)
- Safe and reliable (robust, tightly sealed, laser welded, easy to use and to clean)
- High irrigation flow allows high stone-free rate
- Low cost of ownership – long lifetime
- Lightweight construction
- Best possible cleaning results and inspection possibilities by detachable instrument bridge


## PRIVATE LABEL PRODUCTS - OUR EXPERTISE LABELED WITH YOUR NAME



Logo / Labeling



Color of eyepiece cap



SCHÖLLY FIBEROPTIC GMBH  
Robert-Bosch-Strasse 1-3  
79211 Denzlingen, Germany

Phone: +49 7666 908-0  
medical-endoscopy@schoelly.de  
www.schoelly.de/ME

# Nephroscope and Mini-Nephroscopes



## TECHNICAL DATA

DIAMETER	WORKING LENGTH	WORKING CHANNEL FOR INSTRUMENTS WITH A Ø OF	DIRECTION OF VIEW	ITEM NUMBER
13.5 Fr.	220 mm	5.0 Fr.	8°	41.0634a
13.5 Fr.	320 mm	5.0 Fr.	8°	41.0635a
19 Fr.	220 mm	9.0 Fr.	8°	41.0630a


Scope of delivery: Nephroscope and cleaning brush for nephroscope.  
Please order the instrument bridge separately.

## ACCESSORIES

DESCRIPTION	ITEM NUMBER
Instrument bridge for all above mentioned nephroscopes (incl. two cleaning brushes)	41.0641a
Sealing cap, package of 10 pcs.	41.0600d

## DETAILS

- Straight channel for rigid lithotripsy probes, laser fibers, stone baskets or other instruments
- Autoclavable



Instrument bridge

Technical specifications are subject to change. The information is not legally binding. The contents are only for information about our products. Reprint, in whole or in part, is not permitted. Medical devices are only allowed to be marketed and used in countries where they have been approved for sales by regulatory authorities. For information on the available market access please contact us.

MEDICAL ENDOSCOPY  
MPA304-000-01-ME  
Version: A  
2020-Aug-11