


FLEXIVISION® 20

Controller Full HD USB Image Capture



- Outstanding performance
 - Edge enhancement, automatic gain control (AGC) and dynamic contrast function for best in class performance
 - Latest sensor technology offers: excellent image quality at competitive pricing, no pixel errors due to automatic pixel defect compensation
- Full HD image capturing via USB
- Multi-connectivity
 - Camera heads: Full HD zoom, Full HD fix focal length, Full HD 90° angled
 - Camera head Full HD 3CMOS zoom
- Video algorithms – with Picture out of Picture mode (POP)
 - Color Shift 1 + 2 – spectral colors can be shifted and exchanged in order to enhance vessels and tissue structures
 - Selective Color Enhancement (SCE) – for a much improved representation of the vessels and the tissue structure
 - Smoke reduction – for a better view during dissection technologies (e.g. HF)
 - Grid removal – reduces the honeycomb structure of image bundle endoscopes
- Time saving and useful camera presets
 - Optimized settings for laparoscopy, arthroscopy, gynecology, urology, ENT, fiberscopes, neuroendoscopy
- SCHÖLLY MIS-Bus interface for direct light source control via camera head
 - Automatic light control in combination with FlexiLux 300 LED light source

PRIVATE LABEL PRODUCTS - OUR EXPERTISE LABELED WITH YOUR NAME




Logo/Labeling



Front frame color



Private Label Design



SCHÖLLY FIBEROPTIC GMBH
Robert-Bosch-Strasse 1-3
79211 Denzlingen, Germany

Phone: +49 7666 908-0
medical-endoscopy@schoelly.de
www.schoelly.de/ME

FLEXIVISION® 20

Controller Full HD USB Image Capture



TECHNICAL DATA

DESCRIPTION	ITEM NUMBER
Controller Full HD USB Image Capture	95-3960
TECHNICAL DATA	
Operation control panel	On-Off, menu, white balance, photo
Video outputs	High definition: 2 x DVI (1080p), 2 x 3G-SDI (1080i)
Interfaces Remote outputs	2 x 3.5 mm phone jack connectors (to connect recording / printer devices)
Interfaces Remote inputs	2 x 3.5 mm phone jack connectors (to connect a foot control switch)
Interfaces USB Keyboard / USB Drive	2 x USB
Connectivity	SCHÖLLY MIS-Bus interface
Dimensions/Weight	295 x 100 x 355 mm (W x H x D)/ approx. 5.7 kg
SYSTEM	
Standard compliance	IEC 60601-1
Electromagnetic compatibility	IEC/EN 60601-1-2
Directive compliance	CE-mark
Supply voltage	100 - 240V~, 50 / 60Hz
Current consumption	0.8 - 0.4 A
Protection class as per IEC 60601-1	Protection class I
Degree of protection	IP 21
Classification as per Directive 93/42/EEC	Class I medical device
Classification as per IEC/CISPR 11	Group 1 Class B

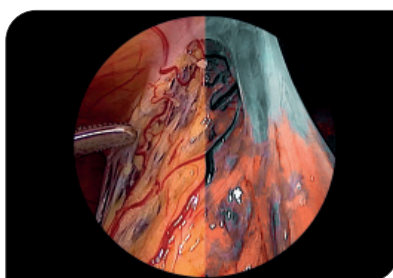
PLEASE SEE ADDITIONAL DATA SHEETS

FlexiVision Camera Head Full HD Zoom | FlexiVision Camera Head Full HD Fix Focal Length | FlexiVision Camera Head Full HD 90° Angled | FlexiVision Camera Head Full HD 3CMOS Zoom | FlexiLux 300 LED Light Source

DETAILS



Multi-connectivity



Video algorithms (e.g. Color Shift 1)



Accessories

Technical specifications are subject to change. The information is not legally binding. The contents are only for information about our products. Reprint, in whole or in part, is not permitted. Medical devices are only allowed to be marketed and used in countries where they have been approved for sales by regulatory authorities. For information on the available market access please contact us.

MEDICAL ENDOSCOPY
MPA318-000-01-ME
Version: A
2019-Apr-11