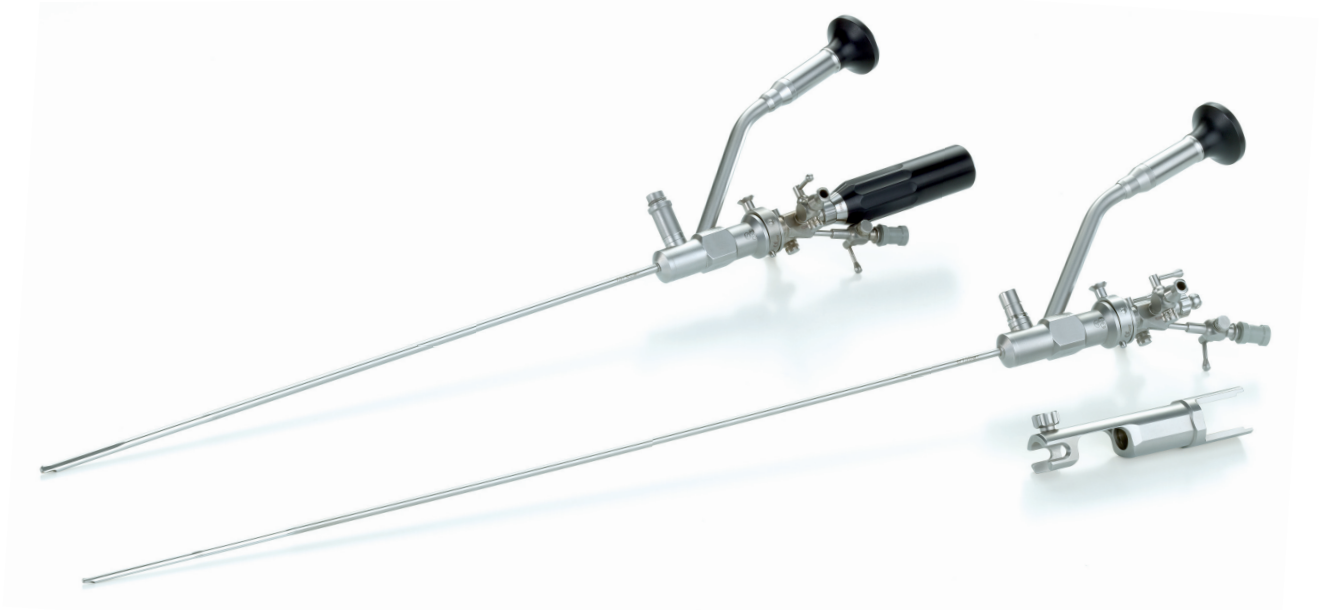


Uretero-Renoscopes (URS)



In order to insert the URS smoothly into the natural orifice of the urethra, the bladder and further into the ureter, the distal tip was realized in a special, atraumatic form. There is no need of camera re-focusing and no loss of picture while the URS is bended due to the ocular construction. Viewing direction to instrument channel as well as picture quality during all stages of operation and in all areas is ideal. Safe and ergonomic handling is offered due to an easy locking mechanism of the instrument bridge.

- Outstanding performance (picture quality, insertion, irrigation)
- Safe and reliable (robust, laser welded, easy to clean)
- Durability extends life time, resulting in low cost of ownership
- Easy to use due to unique locking mechanism
- Smooth insertion into urethra and ureter by special distal tip
- Straight channel for rigid lithotripsy probes, laser fibers, stone baskets or other instruments


PRIVATE LABEL PRODUCTS - OUR EXPERTISE LABELED WITH YOUR NAME



Logo/Labeling



Color of eyepiece cap



SCHÖLLY FIBEROPTIC GMBH
Robert-Bosch-Strasse 1-3
79211 Denzlingen, Germany

Phone: +49 7666 908-0
medical-endoscopy@schoelly.de
www.schoelly.de/ME

Uretero-Renoscopes (URS)



TECHNICAL DATA

WORKING Ø	WORKING CHANNEL FOR INSTRUMENTS WITH A Ø OF	WORKING LENGTH	DIRECTION OF VIEW	FIELD OF VIEW	ITEM NUMBER
Distal 7.5 Fr.	1 x 5.0 Fr. or 2 x 3.0 Fr.	310 mm	8° to working channel	85°	41.0611a.wol
Distal 7.5 Fr.	1 x 5.0 Fr. or 2 x 3.0 Fr.	425 mm	8° to working channel	85°	41.0609a.wol
Distal 6.0 Fr.	1 x 4.0 Fr. or 2 x 2.4 Fr.	310 mm	8° to working channel	100°	41.0615a.wol
Distal 6.0 Fr.	1 x 4.0 Fr. or 2 x 2.4 Fr.	425 mm	8° to working channel	100°	41.0614a.wol

Scope of delivery: Uretero-ureteroscope, detachable instrument bridge, one pack of sealing caps and one pack of three slot membranes

ACCESSORIES


DESCRIPTION	ITEM NUMBER
EMS LC2 adapter; for all URS mentioned above	41.0610a.lc2
EMS LC1 adapter; for all URS mentioned above	41.0610a
Instrument bridge	41.0617a
Sealing cap, package of 10 pcs.	41.0600d
Three slot membrane, package of 10 pcs.	41.0593d
Lubricant for stop cocks	RFP00200

DETAILS

- Highly optimized distal tip design
- High irrigation flow
- Autoclavable
- Semi-flexible sheath: 15° bending in all directions at full lifetime



Distal tip



Adapters for lithotripter

Technical specifications are subject to change. The information is not legally binding. The contents are only for information about our products. Reprint, in whole or in part, is not permitted. Medical devices are only allowed to be marketed and used in countries where they have been approved for sales by regulatory authorities. For information on the available market access please contact us.

MEDICAL ENDOSCOPY
MPA303-000-01-ME
Version: A
2020-Aug-11